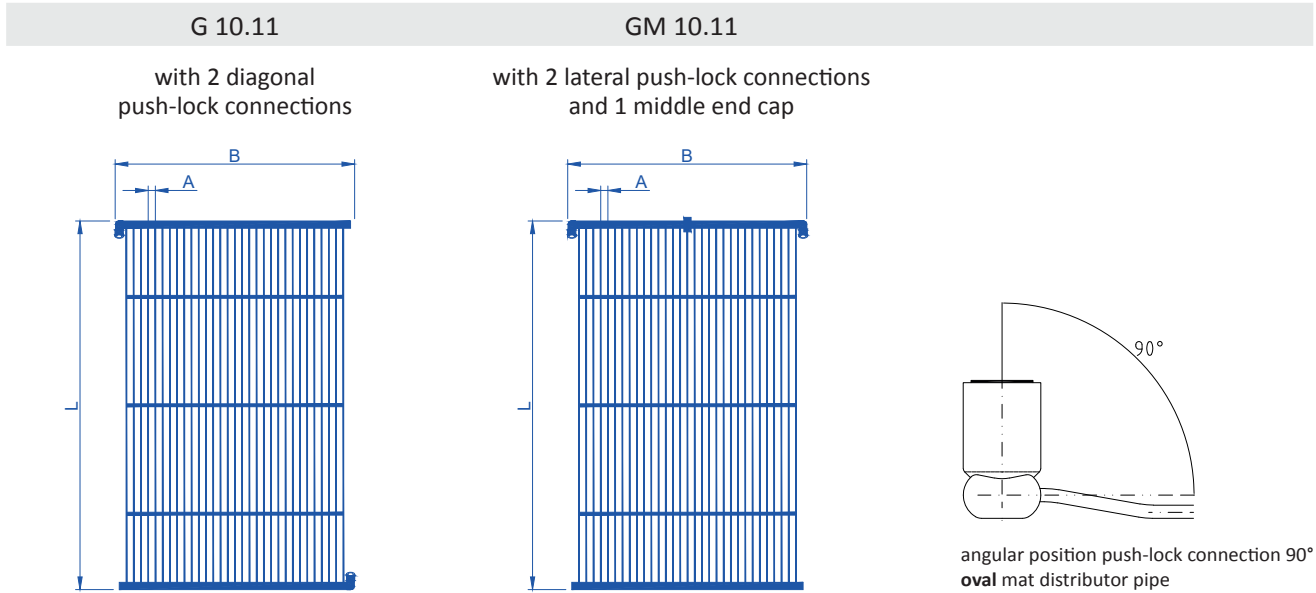


OVAMAT

HEATING AND COOLING MAT G 10.11 | 10.20 | 10.02 | GM 10.11



product data sheet



PUSH-LOCK CONNECTIONS

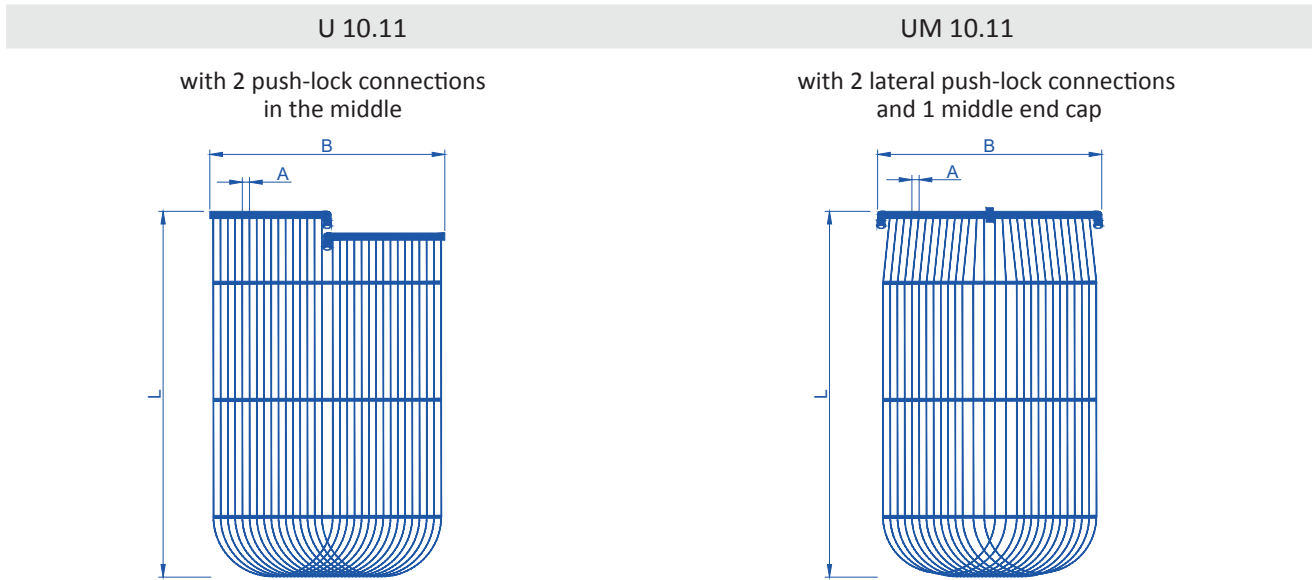
Designation	G 10.11	GM 10.11	G 10.20	G 10.02
Description	with 2 diagonal push-lock connections	with 2 lateral push-lock connections and 1 middle end cap	with 2 push-lock connections on the left	with 2 push-lock connections on the right
Angular Position Push-Lock Conn.	90° (standard) 0° 90° 180° 270°	90° (standard) 0° 90° 180° 270°	90° (standard) 0° 90° 180° 270°	90° (standard) 0° 90° 180° 270°
Pictogram				

FIELD OF APPLICATION



- floating ceiling | metal floating ceiling
- drywall ceiling | gypsum boards
- metal ceiling | metal tiles, metal panels
- room or wall element | convector GRAVIMAT

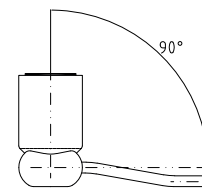
TECHNICAL DATA

MATERIAL/COLOUR	Polypropylene (PP) recyclable/blue
MAT DISTRIBUTOR PIPE	20 x 12 x 2,0 mm, oval
CAPILLARY TUBE	3,4 x 0,55 mm
DISTANCE A	10 mm
LENGTH L	600-6000 mm in 10 mm steps
WIDTH B	as from 150 mm in 10 mm steps
CONNECTION TYPE	with 2 diagonal push-lock conn./with 2 push-lock conn. 10 mm
SPECIFIC WEIGHT	approx. 370 g/m ² capillary tube surface
SPECIFIC VOLUME OF WATER	0,370 l/m ² capillary tube surface
SPECIFIC TOTAL WEIGHT	approx. 740 g/m ² capillary tube surface
PRESSURE STAGE	PN 10
MAX. RECOMMENDED OPERAT. PRESSURE	4 bar
MAX. ALLOWED HEATING TEMPERATURE	60 °C



PUSH-LOCK CONNECTIONS

Designation	U 10.11	UM 10.11
Description	with 2 push-lock connections in the middle	with 2 lateral push-lock connections and 1 middle end cap
Angular Position Push-Lock Conn.	90° (standard) 90° 270° possible	90° (standard) 90° 270° possible
Pictogram		



angular position push-lock connection 90°
oval mat distributor pipe

FIELD OF APPLICATION

- floating ceiling | floating metal ceiling
- metal ceiling | metal tiles, metal panels

TECHNICAL DATA

MATERIAL/COLOUR	Polypropylene (PP) recyclable/blue
MAT DISTRIBUTOR PIPE	20 x 12 x 2,0 mm, oval
CAPILLARY TUBE	3,4 x 0,55 mm
DISTANCE A	10 mm
LENGTH L	600-6000 mm in 10 mm steps
WIDTH B	as from 150 mm in 20 mm steps
CONNECTION TYPE	with 2 push-lock conn. in the middle/with 2 lateral push-lock conn. 10 mm
SPECIFIC WEIGHT	approx. 430 g/m ² capillary tube surface
SPECIFIC VOLUME OF WATER	0,430 l/m ² capillary tube surface
SPECIFIC TOTAL WEIGHT	approx. 870 g/m ² capillary tube surface
PRESSURE STAGE	PN 10
MAX. RECOMMENDED OPERAT. PRESSURE	4 bar
MAX. ALLOWED HEATING TEMPERATURE	60 °C